



**PeninsulaSteel**

CATALOG  
CONSTRUCTION AND CONCRETE PRODUCTS

Peninsula Steel is an American company focused on the value-added processing of steel products for the construction industry. We are fully committed to helping our partners in the construction industry achieve superior results. Peninsula Steel uses the very latest technology and manufacturing techniques in order to produce quality products while exceeding the highest safety standards.

Peninsula Steel provides distributorship services to wholesalers in the construction building industry by maintaining alliances with suppliers of recognized prestige both domestically and internationally. These alliances allow Peninsula Steel to maintain optimum inventory levels and highly competitive prices for both Peninsula Steel products as well as private labeled products to quickly service the needs of our wholesale customers.

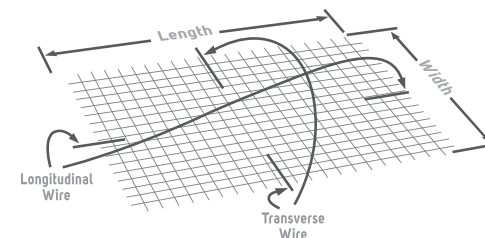
As a company, Peninsula Steel is committed to a sustainable strategy of growth that mutually benefits our customers and our employees. We support the environment and the surrounding communities in which we operate. At Peninsula Steel, we believe nurturing a work ethic that fosters honesty and loyalty in an environment of teamwork and positive attitude, results in greater productivity and superior customer service.

**We hope you will try the Peninsula Steel difference!**



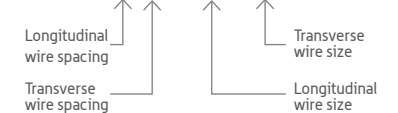
## 01 Welded Wire Reinforcement

	Item Code	Description	Spacing	Width/Length	Units per Bundle	Bundles per Truckload	Units per Truckload		
Sheets	S44820	D4.0 x D4.0 (4 GA.)	4x4	8' X 20'	25	15	375		
	S46820	D2.9 x D2.9 (6 GA.)			25	20	500		
	S65820	D5.0 x D5.0 (2.5 GA.)	6x6		25	17	425		
	S64820	D4.0 x D4.0 (4 GA.)			50	11	550		
	S66820	D2.9 x D2.9 (6 GA.)			50	15	750		
	S68820	D2.1 x D2.1 (8 GA.)			50	21	1050		
	S610820	D1.4 x D1.4 (10 GA.)			50	28	1400		
	S125820	D5.0 x D5.0 (2.5 GA.)			12x12	25	30	750	
	Rolls	S66815	D2.9 x D2.9 (6 GA.)		6x6	8' X 15'	50	20	1000
		S68815	D2.1 x D2.1 (8 GA.)				50	28	1400
S610815		D1.4 x D1.4 (10 GA.)	100	21			2100		
R665150		D2.9 x D2.9 (6 GA.)	6x6	5' X 150'	11 and 7		9 and 9	162	
R6105150		D1.4 x D1.4 (10 GA.)			18		18	324	
R6105200		D1.4 x D1.4 (10 GA.)		5' X 200'	14		18	252	
R6106150	D1.4 x D1.4 (10 GA.)	6' X 150'		17	16	272			
R6107200	D1.4 x D1.4 (10 GA.)	7' X 200'		15	12	180			



Industry Method for Designating Style:

Example: **6x6-D2.9xD2.9**



**WELDED WIRE MESH IS USED IN THE CONSTRUCTION INDUSTRY WITH A WIDE RANGE OF APPLICATIONS IN DIFFERENT TYPES OF BUILDING PROJECTS, AS WELL AS IN FOUNDATIONS AND REINFORCEMENT FOR LIGHT AND HEAVY TRAFFIC ROADWAYS.**

THE PRIMARY USE OF WELDED WIRE REINFORCEMENT IS TO REINFORCE CONCRETE. DUE TO DRYING SHRINKAGE, TEMPERATURE CHANGES, AND WEAK SUBGRADES. CONCRETE TENDS TO CRACK. WELDED WIRE REINFORCEMENT ALONG WITH AGGREGATE HELPS TO MAINTAIN THE CONCRETE SLAB IN ONE UNIT. WELDED WIRE REINFORCEMENT PRODUCED BY PENINSULA STEEL MEETS ASTM A-1064 SPECIFICATIONS.

## 02 Bar Supports

BAR SUPPORT FOR REBAR AND WIRE MESH.

### Slab Bolster Upper

Item Code	Description	Base Unit	Pieces p/ Pallet
SBU1	1' x 5'	piece	1000
SBU114	1-1/4' x 5'	piece	
SBU112	1-1/2' x 5'	piece	
SBU134	1-3/4' x 5'	piece	
SBU2	2' x 5'	piece	
SBU214	2-1/4' x 5'	piece	
SBU212	2-1/2' x 5'	piece	
SBU234	2-3/4' x 5'	piece	
SBU3	3' x 5'	piece	800
SBU314	3-1/4' x 5'	piece	
SBU312	3-1/2' x 5'	piece	
SBU334	3-3/4' x 5'	piece	
SBU4	4' x 5'	piece	600
SBU412	4-1/2' x 5'	piece	
SBU5	5' x 5'	piece	
SBU512	5-1/2' x 5'	piece	
SBU6	6' x 5'	piece	


Used to support one layer of steel above another, and space them to required distance. May also be used to support steel on soft material for surface, such as carton forms, or fill material.

A truckload of slab bolsters contains between 23 and 25 pallets depending on the sizes of the slab bolsters.

### Slab Bolster Plain

Item Code	Width/Length
SBP34	3/4" x 5'
SBP1	1" x 5'
SBP114	1 1/4" x 5'
SBP112	1 1/2" x 5'
SBP2	2" x 5'
SBP214	2 1/4" x 5'
SBP212	2 1/2" x 5'
SBP3	3" x 5'


Used to support lower slab steel from the slab form.



USED TO SUPPORT LOWER BEAM STEEL FROM THE SOFFIT FORM.

### Continuous High Chair Plain

Item Code	Width/Length
CHCP3	3" x 5'
CHCP312	3 1/2" x 5'
CHCP4	4" x 5'
CHCP5	5" x 5'
CHCP6	6" x 5'

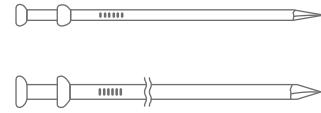


## 03 Nails

### Duplex

Item Code	Width/Length
8D	2 1/4"
16D	3"

48 boxes per pallet

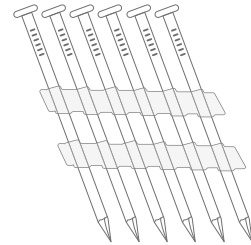


### Collated Nails

Width/Length	Gauge
3"	120
3"	131

For use with most 21" Plastic Strip Framing Nailers, such as: Senco, Ridgid, Porter-Cable, Makita, Hitachi, Duo-Fast, DeWalt and Bostitch.


48 boxes per pallet.



## 04 Concrete Accessories

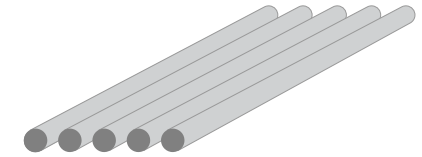
### Pencil Rod

Is stone in coils as in straight and cut rod, smooth or deformed, soft stock length or cut to size. Pencil Rod is available in smooth or deformed. 1/4" x 20' is our stock size. Other diameters and lengths are available upon request



### Smooth Dowel

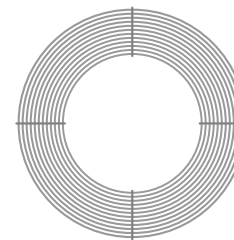
Are used in concrete to allow expansion and contraction of concrete which occurs when weather and moisture changes exist, but keeps the concrete from lifting.



Various Lengths

### Black Annealed Wire

Applied for home and construction.



100 lb Coil

Stock sizes include:

9ga 100 lb. coils

12 ga 100 lb. coils

Other gauges are available up. request.



**PeninsulaSteel**

To place an order, obtain a quote,  
or receive more information about  
our products and services,  
please contact us at **1 844 783 0373**  
or **sales@peninsulasteel.com**

**- TEXAS:**

4119 Free Trade Street Suite A  
International Trade Center Industrial Park  
Laredo, TX 78045

 956 795 1966

**- FLORIDA:**

4504 Sydney Road  
Plant City, FL 33566

 813 473 81 33

**[www.peninsulasteel.com](http://www.peninsulasteel.com)**

First Edition

©All rights reserved by Peninsula Steel Inc. 2016-2018